












SQUARE-S

|              |   |   |   |   |   |
|--------------|---|---|---|---|---|
| Item code    | 86.SD03.1333.02   |   |   |   |   |
| Product type | Indoor  |   |   |   |   |
| Category     | Surface Downlights  |   |   |   |   |
| Family       | SQUARE-S  |   |   |   |   |
| Pictograms   |  |  |  |  |  |
|              |  |  |  |  |   |

Dimensions

Product dimensions (mm)74x74x90 mm

Scheme



|                            |               |
|----------------------------|---------------|
| Product                    |               |
| Real power (W)             | 15            |
| Real luminous flux (Lm)    | 1500          |
| Luminous efficiency (Lm/W) | 80            |
| Beam angle (°)             | 60            |
| Life time (h)              | 50000h L80B10 |
| IP                         | IP65          |
| Control gear               | DALI          |
| Colour temperature (K)     | 3000          |
| Colour consistency (SDCM)  | SDCM3         |
| CRI                        | 80            |